

**Widener University  
Wolfgram Memorial Library**

**Library Skills Exercises**

**Name:** \_\_\_\_\_

**Course Number/Section:** \_\_\_\_\_

**Date/Time of Library Session:** \_\_\_\_\_

**Your Professor's Name:** \_\_\_\_\_

**Your Librarian's Name:** \_\_\_\_\_

**Due Date:** \_\_\_\_\_

**General Instructions**

**Select a topic that interests you. Use the same topic for all of the exercises.**

If you have any questions, ask a Reference Librarian or a Reference Staff Member. We are here to help you. For help call (610) 499-4073.

**Return completed exercises and printouts to the Reference Desk located on the Main Level of the Wolfgram Memorial Library. The Exercises will be graded by the Reference staff and returned to your instructor.**

**Learning Objective #1: Identify Your Keywords** (6 points)

Most students begin the research process with their thesis statement or topic sentence. This is a great way to begin. In order to search for information in the library's online resources you will need to identify only the keywords or key concepts from your thesis statement.

Sample Thesis Statement:

**“Children, who are exposed to violence on television, become violent as adults.”**

The Keywords in this thesis statement are **Children** and **Television** and **Violence**.

Sometimes the first keywords you try do not give you the best results; that is why it is important to have other terms (synonyms, broader, or narrower terms) you could use to search for your topic. For example, for the keyword **Children** you could try **Juveniles**, **Adolescents**, or **Kids**.

**Pick a research topic that you would like to use for these exercises.**

**Explain, in one sentence, what your thesis statement is.**

---

**From this sentence, select two important keywords you could use to find information on your topic and think of alternate terms for each.**

<b>Your Keywords</b>	<b>Your Alternate Terms</b>
1.	
2.	

**Learning Objective #2: Find Books in WebPAC (Catalog)** (18 points)

From the **Library's Homepage**, Click on **WebPAC\***, and search Widener's library catalog using the keywords you have selected.

**\*Note: WebPAC is the library catalog for all three widener campuses (Delaware, Harrisburg and Chester).**

Using these keywords, how many books did you find on your topic? \_\_\_\_\_

Do the results seem relevant to your topic? Why or why not? \_\_\_\_\_

---

If you are not satisfied with your results, try searching using your alternate keywords.

Select a book that appears to be useful for your research. What leads you to think that it will be useful?

---

Use information about this book, answer the questions below:

Call Number: \_\_\_\_\_

Title: \_\_\_\_\_

Publication Date: \_\_\_\_\_

Status: \_\_\_\_\_

In which library can this book be found?      **Wolfgram (M)** \_\_\_\_\_

**Delaware (D)** \_\_\_\_\_

**Harrisburg (H)** \_\_\_\_\_

\*Subject(s): \_\_\_\_\_

\_\_\_\_\_

\_\_\_\_\_

**\*Subjects or Subject Headings can be searched in WebPAC. Use them to broaden or narrow your search.**

***Learning Objective #3: Find Journal Articles in an Interdisciplinary Database*** (28 points)

From the Library Homepage, click on **Find Articles** and then **Databases by Title**. **Select either Academic Search Premier or Proquest Direct**. Search for articles using your keywords.

Circle which database you are using:      **Academic Search Premier**   or   **Proquest Direct**

What keywords did you use? \_\_\_\_\_

How many items did you retrieve? \_\_\_\_\_

Limit your search to Scholarly (Peer Reviewed Journals). How many items did you retrieve?  
\_\_\_\_\_

If you are satisfied with the results you received with this search explain why.  
\_\_\_\_\_  
\_\_\_\_\_

If you are not satisfied, what could you do differently to get more relevant results from your search?  
\_\_\_\_\_  
\_\_\_\_\_

Select an article that looks like it will be useful for you research.

***Print out the citation & abstract for one article and attach it to the exercises (5 points.)***

***NOTE: It is not necessary to print out the whole article***

Use the information on the printout to fill in the following blanks.

**Article Title:** \_\_\_\_\_

**Article Author (if available):** \_\_\_\_\_

**Journal Title/ Source:** \_\_\_\_\_

**Journal Date:** \_\_\_\_\_

**Journal Volume/Issue Number\*:** \_\_\_\_\_ **Page Numbers:** \_\_\_\_\_

**DOI\*\*:** \_\_\_\_\_

**\*Note:** Issue Number is not always available.

**\*\*Note:** A DOI is a number used to uniquely identify an electronic document. Not every article has a DOI. It can be found in many places including in the full record for the article in the database or on the PDF of the article.

**Explain how you think this article will be useful in learning about your topic:**

---


---

**Learning Objective #4: Find Full Text Journal Articles** (6 points)

A. Is the Full Text of the article you found in Learning Objective #3 available directly from within the database?

No

Yes

If Yes – STOP  and go onto Learning Objective #5.  
If No, go on to part B

B. If No, click on the LinkSource link to see if other databases have the Full Text of this article. Is the Full Text of the article available through LinkSource?


No

Yes

If Yes, provide the names of the databases given: \_\_\_\_\_

---

---

If Yes – STOP  and go onto Learning Objective #5.  
If No, go on to part C

C. If No, click on *Display Library Holdings for the Journal Title* in LinkSource to see if the library owns the journal in print form. Does the library own the print form of the journal?

No


Yes, give the call number \_\_\_\_\_

If the journal you are looking for is not found in WebPAC (Widener's Library Catalog) you can use the **Illiad link** in the database or on the library homepage to request it from another library.

## ***Learning Objective #5: Evaluate Information on the World Wide Web*** (42 points)

The Internet can be a great source of information for your research paper, if you know how to evaluate what you find. Obviously, not everything on the Web comes from a reliable and trustworthy source. Sometimes sites present intentionally misleading information and other times it is difficult to tell if the information is good or bad.

**To view the tutorial, scan the code with your QR scanner,  
or follow the link from the Library homepage**

	<ol style="list-style-type: none"><li>1. From the <b>library homepage</b>: <a href="http://www.widener.edu/libraries/wolfgram">www.widener.edu/libraries/wolfgram</a></li><li>2. Click on <b>Evaluate Web Pages</b></li><li>3. Watch the video on the page.</li></ol>
--	---

**After watching the video, go to the following website:**

**<http://www.drudgereport.com>**

**Authority:** An authoritative site makes clear:

- Who is responsible for site's content
- Author's qualifications

**1. What information does this site provide about the person responsible for the site?**

**HINT:** Sometimes this information can be found by following an “**About this site**” link, but not all sites have such a link.

---

---

2. Follow the link on the homepage to *Matt Drudge*. What do you learn, if anything, about who is sponsoring the site?

**HINT:** Last we knew the link was in the middle column of the site's homepage.

---

---

3. What is your conclusion about the authority of the Drudge Report website? List two reasons to support your answer.

---

---

<p><b>Objectivity/Bias:</b> An objective source:</p> <ul style="list-style-type: none"><li>•Presents information with a minimum of bias</li><li>•Is fair, balanced and reasonable</li></ul>
---

4. What can you learn directly from the Drudge Report website about the bias (political slant) of the Report?

**HINT:** Very little information is totally objective--most sites have a slant of some sort. But certain websites, especially political ones, may present particularly one-sided information. You need to take the bias of the site into consideration as you evaluate the information presented.

---

---

5. Go to the Library Homepage, click on **Databases Listed by Title**. Select the database **Communication and Mass Media Complete**. Search the phrase **Drudge Report**.

**Find the article in the *Columbia Journalism Review* by Ethan Porter. What does it say about the political slant of the Drudge Report?**

---

---

6. What is your conclusion about the objectivity of the Drudge Report website? List two reasons to support your answer.

---

---

**Accuracy:** An accurate source presents information that:

- Is based on verifiable facts
- Lists sources for presented information
- Links to reputable outside sources

7. To learn about the accuracy of the content in the Drudge Report, go Academic Search Premier and find the article titled “The Art of Drudge” in the *National Journal*. Open the article (not just the abstract) and find the list of three things that Drudge Report is a “potent combination” of. List them here:

1. \_\_\_\_\_
2. \_\_\_\_\_
3. \_\_\_\_\_

8. After reading this article and looking at the Drudge Report, what is your conclusion about the accuracy of the Drudge Report website? List two reasons to support your answer.

---

---

**Currency** A Web site with currency indicates:

- Date the page was written, placed on web, and last revised
- Timely information, when appropriate, with no dead links

**9. How can you tell how current the articles in the Drudge report are?**

---

---

**10. What is your conclusion about the currency of the Drudge Report website? List two reasons to support your answer.**

---

---

**11. In conclusion, would you use this site as a source of information for a research paper? Give two specific reasons to support your answer.**

---

---

---

---

---

---

---

## *Where to Get Help*

In these exercises, we have provided you with the basic skills and concepts necessary for conducting research. If you have problems with any of these concepts or need more information, please contact the Reference Desk.

**Phone:** 610-499-4073

**Email:** Reference@mail.widener.edu

**AIM:** WolfgramLibrary

The Reference staff of the Wolfgram Memorial Library is here to assist you!

## *Review Checklist*

**After completing these exercises, you should be able to:**

1. Find a book in WebPAC.
2. Find a journal article in an Interdisciplinary database.
3. Find the Full Text of a journal article
4. Evaluate Web sites